

THE RESOURCE

A COMMUNICATION FROM INSTITUTIONAL RESEARCH & EFFECTIVENESS & CENTRAL OHIO TECHNICAL COLLEGE

MEASURING

MONITORING

& INFORMING DECISIONS

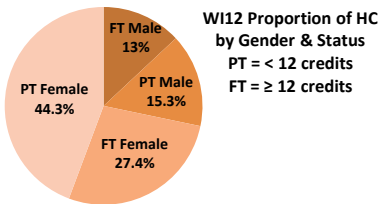
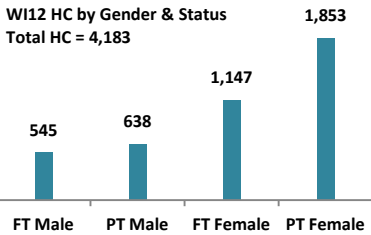


Newark • Coshocton • Knox • Pataskala

Quarterly Institutional Research & Effectiveness Newsletter – April – June, 2012

COTC... In the Know

During winter quarter, 2012, 4,183 total students enrolled in courses at COTC, making WI12 the term with the 8th largest student headcount in school history. Below is a breakdown of the WI12 student body by Gender & Full-Time or Part-Time Status.



FEATURED INITIATIVES

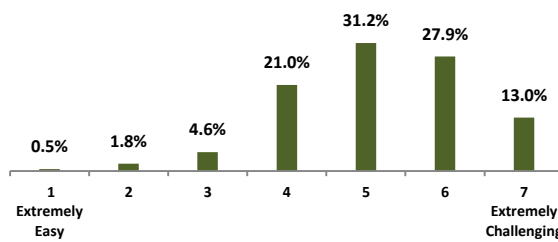
Community College Survey of Student Engagement Yields Interesting Results!

Whether using it as a benchmarking instrument, a diagnostic tool, or a monitoring device, the Community College Survey of Student Engagement (CCSSE) provides unique insights into the effectiveness of college engagement practices for achieving high levels of student learning and persistence.

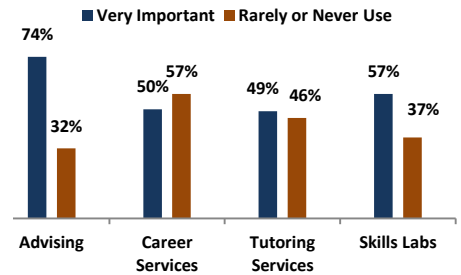


This versatile tool was administered to COTC students during winter term, 2011. All credit-granting courses (with some exceptions) were submitted to the Center for Community College Student Engagement and a random sample was generated for scheduling. In order for responses to be considered in the analysis, COTC students must have indicated their full time or part time status, been 18 or older, have not already completed the 2011 survey, and passed an internal check for validity. General survey frequencies and mean scores may be found at [CCSSE - COTC 2011](#). A few interesting findings are displayed below:

Item 7: During the current school year, to what extent have your examinations challenged you to do your best work? n = 587



Selections from Item 13: Value and Use of Student Services



IR & E Online

www.cotc.edu/cotcire

Recent Online Resources Include:
[WI12 Enrollment Demographics](#)
[Winter Term Admissions Statistics](#)
[Graduates by Degree & Program 1994 to 2011](#)

IR & E Calendar Information

[Academic Term Dates](#)
[Instructional Days per Quarter](#)

Request Services

Detail your research question to identify data that will assist decision making:

[Internal Request for Services Form](#)

Contact IR & E

Email: cotcire@cotc.edu
 Telephone: 740.366.9383

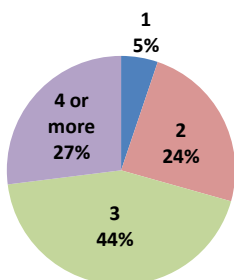
Featured Items from Autumn 2011 Survey of Entering Student Engagement (SENSE)

The Center for Community College Student Engagement has released response frequencies collected during the autumn 2011 SENSE survey administration. 217 institutions, including COTC, participated in the survey which focuses on student behaviors and experiences in the earliest weeks of their college career.



A sample of COTC courses including Basic Writing Skills, Introduction to Composition, Composition I, College Reading Skills I & II, Basic Mathematics, Introductory, Intermediate, and College Algebra were identified. In order for responses to be considered in the analysis, COTC students must have indicated their full time or part time status, been a first time college student, been 18 or older, have not already completed the 2011 survey, and passed an internal check for validity. General survey frequencies and mean scores may be found at [SENSE - COTC 2011](#). Here are two featured items:

Item 7: How many courses did you enroll in for your first term at this college? n = 168



Item 22: What has been your MAIN source of academic advising? n = 151

